

# Stettler Outreach School

## 2019-2020 AERR Report and 3 Year Education Plan



<http://wmehay.clearview.ab.ca/>

# About Us



- ★ We are staffed by caring, compassionate, energetic and kind people who enjoy working with young adults.
- ★ 1 Full time and 2 Half-time Teachers, 2 Educational Assistants, 0.25 FSL, shared School Resource Officer
- ★ Full time students - 34  
Adult students - 9  
Blended students (sem 1) - 33  
At Home Learners - 49  
**Total number of students - 125**

# Vision, Mission and Values



## Every student is capable of learning

Our mission is to support and encourage our students to develop skills and knowledge that will assist them in leading fulfilled and successful lives. Our goal is to help all our students fulfill their academic potential. We want high school completion to be a reality for all our students.



# Stettler Outreach School is committed to achieving:

- Positive and meaningful relationships
- Effective Communication (between all stakeholders)
- School Culture/School Community
- Success for all learners
- Literacy/Numeracy skills
- Improving Diploma and PAT results
- Health/Wellness and School Nutrition Program (SNP)





# Program Highlights

- ★ Off campus education
- ★ Blended learning opportunities
- ★ Personalized programming
- ★ Varying levels of student/school interaction
- ★ Each program is unique and designed to meet the individual needs for each student
- ★ Comm Tech, Foods, Guitar (Music), First Aid, Hospitality (Tourism), Drama, Art options
- ★ Learning Strategies courses



# Accountability Results



## Accountability Pillar Overall Summary 3-Year Plan - May 2020 School: 4616 Stettler Outreach School

Measure Category	Measure	Stettler Outreach School			Alberta			Measure Evaluation		
		Current Result	Prev Year Result	Prev 3 Year Average	Current Result	Prev Year Result	Prev 3 Year Average	Achievement	Improvement	Overall
Safe and Caring Schools	<a href="#">Safe and Caring</a>	82.5	84.6	85.2	89.4	89.0	89.2	Intermediate	Maintained	Acceptable
Student Learning Opportunities	<a href="#">Program of Studies</a>	68.8	59.4	72.4	82.4	82.2	82.0	Low	Maintained	Issue
	<a href="#">Education Quality</a>	91.7	77.1	78.0	90.3	90.2	90.1	Very High	Maintained	Excellent
	<a href="#">Drop Out Rate</a>	12.7	13.6	15.3	2.7	2.6	2.7	Very Low	n/a	n/a
	<a href="#">High School Completion Rate (3 yr)</a>	25.0	*	0.0	79.7	79.1	78.4	Very Low	Improved	Issue
Student Learning Achievement (Grades K-9)	<a href="#">PAT: Acceptable</a>	30.4	*	25.0	73.8	73.6	73.6	Very Low	Maintained	Concern
	<a href="#">PAT: Excellence</a>	0.0	*	0.0	20.6	19.9	19.6	Very Low	Maintained	Concern
Student Learning Achievement (Grades 10-12)	<a href="#">Diploma: Acceptable</a>	53.8	74.2	53.5	83.6	83.7	83.1	Very Low	Maintained	Concern
	<a href="#">Diploma: Excellence</a>	2.6	9.7	9.1	24.0	24.2	22.5	Very Low	Declined	Concern
	<a href="#">Diploma Exam Participation Rate (4+ Exams)</a>	0.0	*	0.0	56.4	56.3	55.6	Very Low	Maintained	Concern
	<a href="#">Rutherford Scholarship Eligibility Rate</a>	27.0	38.5	33.1	66.6	64.8	63.5	Very Low	n/a	n/a
Preparation for Lifelong Learning, World of Work, Citizenship	<a href="#">Transition Rate (6 yr)</a>	0.0	*	n/a	60.1	59.0	58.5	Very Low	n/a	n/a
	<a href="#">Work Preparation</a>	n/a	n/a	35.4	84.1	83.0	82.7	n/a	n/a	n/a
	<a href="#">Citizenship</a>	70.0	82.5	73.9	83.3	82.9	83.2	Low	Maintained	Issue
Parental Involvement	<a href="#">Parental Involvement</a>	n/a	n/a	61.3	81.8	81.3	81.2	n/a	n/a	n/a
Continuous Improvement	<a href="#">School Improvement</a>	100.0	87.5	76.0	81.5	81.0	80.9	Very High	Improved	Excellent

# 5 Year Roll Up Charts - Grade 9 Achievement (2018-2019)

## Stettler Outreach Achievement Acceptable Results 2019 - 5 year roll-ups

Acceptable Standard - Entire School Year - Multi-year - All Students Writing - Number Enrolled

Grade Nine						Gap trend
Subject	2015	2016	2017	2018	2019	
<b>English Language Arts</b>						
Acceptable	33.3	33.3	n/a	50	16.5	
Province	75.6	77	76.8	76.1	75.1	
Difference	-42.3	-43.7		-26.1	-58.6	
<b>Math</b>						
Acceptable	0.0	16.7	n/a	0.0	25.0	
Province	65.3	67.8	67.2	59.2	60.0	
Difference	-65.3	-51.1		-59.2	-35	
<b>Science</b>						
Acceptable	33.3	33.3	n/a	50.0	33.3	
Province	74.1	74.2	74.0	75.7	75.2	
Difference	-40.8	-40.9		-25.7	-41.9	
<b>Social Studies</b>						
Acceptable	33.3	16.7	n/a	0	20	
Province	65.1	64.7	67.0	66.7	68.7	
Difference	-31.8	-48		-66.7	-48.7	

Provincial Acceptable- Constant  
Difference between CSD#71 and Provincial

Data collected from the Multi-year Report - Number Enrolled - All Students Writing  
All scores are indicated in percent - number enrolled  
24-Oct-19

## Stettler Outreach Achievement Excellence Results 2019 - 5 year roll-ups

Excellence Standard - Entire School Year - Multi-year Report - All Students Writing - Number Enrolled

Grade Nine						Gap trend
Subject	2015	2016	2017	2018	2019	
<b>English Language Arts</b>						
Excellence	0	0	0	0	0	
Province	14.4	15.2	14.9	14.7	14.7	
Difference	-14.4	-15.2	-14.9	-14.7	-14.7	
<b>Math</b>						
Excellence	0.0	0.0	0.0	0.0	0	
Province	17.9	17.5	19.0	15.0	19.0	
Difference	-17.9	-17.5	-19	-15	-19	
<b>Science</b>						
Excellence	0.0	0.0	0.0	0.0	0	
Province	22.8	22.4	21.4	24.4	26.4	
Difference	-22.8	-22.4	-21.4	-24.4	-26.4	
<b>Social Studies</b>						
Excellence	0	0	0	0	0	
Province	19.8	18.0	20.2	21.5	20.6	
Difference	-19.8	-18	-20.2	-21.5	-20.6	

Provincial Acceptable- Constant  
Difference between CSD#71 and Provincial

Data collected from the Multi-year Reports - Number Enrolled - All Students Writing  
All scores are indicated in percent - number enrolled  
24-Oct-19

# Grade 9 Results



## Results

- PAT results are below provincial average for Acceptable Standard and Standard of Excellence.

## Strategies

- We will work with our students on how to prepare for exams and how to manage test anxiety.





# 5 Year Roll Up Charts - Grade 12 Diplomas (2018-2019)

Stettler Outreach Division Diploma Exam Marks 2019 - 5 year Results

## Acceptable Standard - Entire School Year - Multi-year Reports

Subject	2015	2016	2017	2018	2019	5 Yr Acceptable Trend
<b>Biology 30</b>	3	2	12	6	4	
Acceptable	33.3	50	16.7	50	75	
Prov	85.8	85.1	84.2	86.6	83.9	
Difference	-52.5	-35.1	-67.5	-36.6	-8.9	
<b>Chemistry 30</b>	0	0	1	0	0	
Acceptable			0	na		
Prov	82.1	81.5	83.1	83.6	85.7	
Difference			-83.1			
<b>English 30-1</b>	6	5	5	7	2	
Acceptable	66.7	20	20	71.4	0	
Prov	86.5	86.8	86.5	87.5	86.8	
Difference	-19.8	-66.8	-66.5	-16.1		
<b>English 30-2</b>	1	6	7	3	11	
Acceptable	100	83.3	71.4	100	81.9	
Prov	88.6	89.1	89.5	88	87.1	
Difference	11.4	-5.8	-18.1	12	-5.2	
<b>Math 30-1</b>	2	2	0	3	3	
Acceptable	50	0		33.3	0	
Prov	76.1	70.6	73.1	77.8	77.8	
Difference	-26.1	-70.6		-44.5	0	
<b>Math 30-2</b>	2	3	3	2	6	
Acceptable	50.0	33.3	33.3	100.0	33.3	
Prov	73.9	75.4	74.7	74.2	76.5	
Difference	-23.9	-42.1	-41.4	25.8	-43.2	
<b>Physics 30</b>	1	0	3	0	0	
Acceptable	0		66.7			
Prov	83.9	85.7	85.7	86.2	87.5	
Difference	-83.9		-19			
<b>Science 30</b>	2	2	3	0	2	
Acceptable	0	100	0		100	
Prov	83.9	84.4	84.4	85.4	85.7	
Difference	-83.9	15.6	-84.4		14.3	
<b>Social 30-1</b>	1	1	3	5	2	
Acceptable	100	0.0	0.0	100	100	
Prov	87.1	84.9	86.0	86.2	86.6	
Difference	12.9	-84.9	-86	13.8	13.4	
<b>Social 30-2</b>	2	2	7	5	9	
Acceptable	100	100	57.1	80	33.3	
Prov	81.3	81.1	80.6	78.8	77.8	
Difference	18.7	18.9	-23.5	1.2	-44.5	

n/s no scores were reported because no students wrote the exam  
Data Collected from Multi-year Report - Diploma Exam Mark - Annual

10/24/2019

Provincial Acceptable - Constant   
Difference between CSD#71 and Provincial

Stettler Outreach Diploma Exam Marks 2019 - 5 year Results

## Excellence Standard - Entire School Year - Multi-Year Reports

Subject	2015	2016	2017	2018	2019	5 Yr Acceptable Trend
<b>Biology 30</b>	3	2	12	6	4	
Excellence	0.0	0	0	16.7	0	
Prov	33	32.4	32.3	36.6	35.5	
Difference	-33	-32.4	-32.3	-29.9	-35.5	
<b>Chemistry 30</b>	0	0	1	0	0	
Excellence	na	na	0		0	
Prov	34.2	34.5	38.6	38.2	42.5	
Difference			-38.6		0	
<b>English 30-1</b>	6	5	5	7	2	
Excellence	0.0	0	0	0	0	
Prov	11.4	10.7	11.7	13.2	12.3	
Difference	-11.4	-10.7	-11.7	-13.2	-13.2	
<b>English 30-2</b>	1	6	7	3	11	
Excellence	0	33.3	0	33.3	9.1	
Prov	11.2	12.3	11.4	13.1	12.1	
Difference	-11.2	21	-11.4	-13.1	-3	
<b>Math 30-1</b>	2	2	0	3	3	
Excellence	50	0		0	0	
Prov	31.6	25.9	30.7	35.8	35.1	
Difference	18.4	-25.9		-7.2	-35.1	
<b>Math 30-2</b>	2	3	3	2	6	
Excellence	0	33.3	33.3	50.0	0.0	
Prov	15.5	16.8	15.9	16.4	16.8	
Difference	-15.5	16.5	17.4	-16.4	-16.8	
<b>Physics 30</b>	1	0	3	0	0	
Excellence	0	na	0		0	
Prov	35.8	39.7	41.8	43.6	43.5	
Difference	-35.8		-41.8		-43.5	
<b>Science 30</b>	2	2	3	0	2	
Excellence	0	0	0		0	
Prov	26.6	27.6	28.4	31.5	31.2	
Difference					-31.2	
<b>Social 30-1</b>	1	1	3	5	2	
Excellence	0	0	0	0	0	
Prov	16.2	14.3	14.8	17.7	17	
Difference	-16.2	-14.3	-14.8	7.3	-17	
<b>Social 30-2</b>	2	2	7	5	9	
Excellence	0	0	14.3	0	0	
Prov	12.5	13.1	12.6	12.2	12.2	
Difference	-12.5	-13.1	1.7	-12.2	-12.2	

n/s no scores were reported because no students wrote the exam  
Data Collected from Multi-Year Report - Diploma Exam Mark - Annual

10/24/2019

Provincial Acceptable - Constant   
Difference between CSD#71 and Provincial



**Clearview  
Public Schools**  
We All Belong – We All Succeed

# Grade 12 Results



## Results

- Acceptable Standard results improved in Biology 30 and above Provincial Average in Science 30 and Social Studies 30-1.

## Strategies

- More focus on diploma preparation
- Exam prep practice package for each diploma student
- Literacy focus
- Promote Rock the Diploma



# First Nation, Metis and Inuit Students (FNMI) Results



Accountability Pillar Overall Summary  
3-Year Plan - May 2020  
School: 4616 Stettler Outreach School (FNMI)



Measure Category	Measure	Stettler Outreach School (FNMI)			Alberta (FNMI)			Measure Evaluation		
		Current Result	Prev Year Result	Prev 3 Year Average	Current Result	Prev Year Result	Prev 3 Year Average	Achievement	Improvement	Overall
Safe and Caring Schools	<a href="#">Safe and Caring</a>	n/a	n/a	n/a	n/a	n/a	n/a	n/a	n/a	n/a
Student Learning Opportunities	<a href="#">Program of Studies</a>	n/a	n/a	n/a	n/a	n/a	n/a	n/a	n/a	n/a
	<a href="#">Education Quality</a>	n/a	n/a	n/a	n/a	n/a	n/a	n/a	n/a	n/a
	<a href="#">Drop Out Rate</a>	*	15.5	15.5	5.5	5.4	5.3	*	*	*
	<a href="#">High School Completion Rate (3 yr)</a>	*	*	n/a	55.8	56.6	54.5	*	*	*
	<a href="#">PAT: Acceptable</a>	*	n/a	n/a	54.0	51.7	51.9	*	*	*
Student Learning Achievement (Grades K-9)	<a href="#">PAT: Excellence</a>	*	n/a	n/a	7.4	6.6	6.5	*	*	*
	<a href="#">Diploma: Acceptable</a>	*	*	n/a	77.2	77.1	76.7	*	*	*
Student Learning Achievement (Grades 10-12)	<a href="#">Diploma: Excellence</a>	*	*	n/a	11.4	11.0	10.6	*	*	*
	<a href="#">Diploma Exam Participation Rate (4+ Exams)</a>	*	*	n/a	24.4	24.6	23.6	*	*	*
	<a href="#">Rutherford Scholarship Eligibility Rate</a>	*	16.7	16.7	39.1	37.1	35.7	*	*	*
	<a href="#">Transition Rate (6 yr)</a>	n/a	n/a	n/a	35.0	34.2	33.0	n/a	n/a	n/a
Preparation for Lifelong Learning, World of Work, Citizenship	<a href="#">Work Preparation</a>	n/a	n/a	n/a	n/a	n/a	n/a	n/a	n/a	n/a
	<a href="#">Citizenship</a>	n/a	n/a	n/a	n/a	n/a	n/a	n/a	n/a	n/a
Parental Involvement	<a href="#">Parental Involvement</a>	n/a	n/a	n/a	n/a	n/a	n/a	n/a	n/a	n/a
Continuous Improvement	<a href="#">School Improvement</a>	n/a	n/a	n/a	n/a	n/a	n/a	n/a	n/a	n/a

# First Nation, Metis and Inuit Students (FNMI) Results



## Results

- N/A as there was not enough data

## Strategies

- Read Land Acknowledgement at each meeting, assembly and School Council Meeting
- Encourage FNMI students to talk about their culture
- Incorporate FNMI culture into courses like Foods and Art
- Professional Development for staff





# FNMI Education



Professional Development and Training for Public Servants.

- We call upon federal, provincial, territorial, and municipal governments to provide education to public servants on the history of Aboriginal peoples.
- Many staff are working with the [Alberta Teachers Association resources](#) to improve their own knowledge
- Staff will participate in the Stepping Stones activities during Professional Days



# Safe and Caring Schools

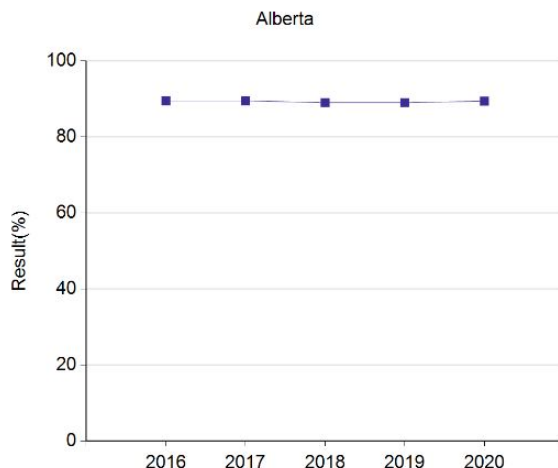
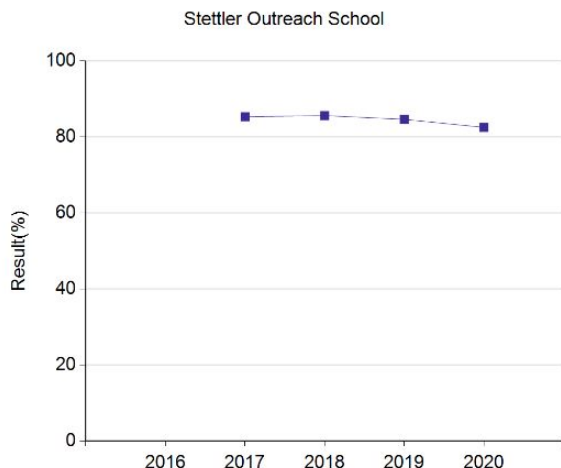
## B.4 Safe and Caring Measure History

School: 4616 Stettler Outreach School

Province: Alberta

Percentage of teacher, parent and student agreement that: students are safe at school, are learning the importance of caring for others, are learning respect for others and are treated fairly in school.

Stettler Outreach School										Alberta									
2016		2017		2018		2019		2020		2016		2017		2018		2019		2020	
N	%	N	%	N	%	N	%	N	%	N	%	N	%	N	%	N	%	N	%
n/a	n/a	17	85.3	19	85.6	8	84.6	8	82.5	284,589	89.5	299,627	89.5	253,494	89.0	265,382	89.0	264,204	89.4



## Results

Similar to the previous year and comparable to provincial average.

## Strategies

Evaluate each of the specific target audiences and questions to address specifically the area of concern.

# Hour Zero



## Evacuation Training as per Hour Zero Guidelines

- Muster Area Protocols
- Muster Area Map Revisited
- Continue with Blocked Exit Simulations
- Evacuation During Non-instruction Time
- Practice Lockdown and Shelter in Place
- Continuing to meet site readiness timelines



SERT (Staff Emergency Response Team) Assembled



# Student Learning Opportunities



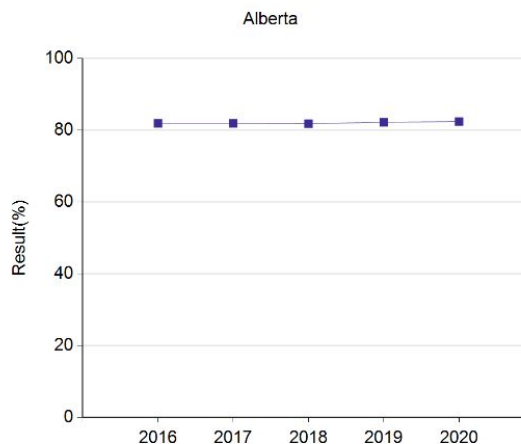
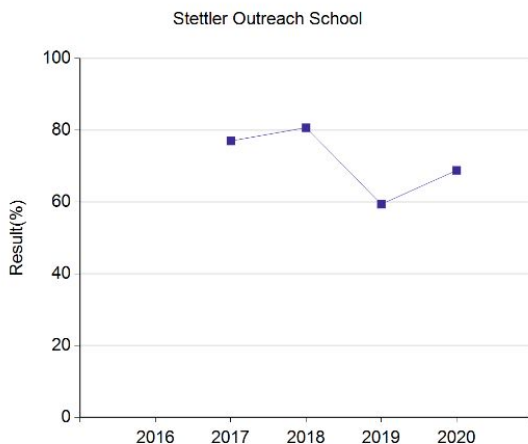
## A.1b Program of Studies Measure History

School: 4616 Stettler Outreach School

Province: Alberta

Percentage of teachers, parents and students satisfied with the opportunity for students to receive a broad program of studies including fine arts, career, technology, and health and physical education.

Stettler Outreach School										Alberta									
2016		2017		2018		2019		2020		2016		2017		2018		2019		2020	
N	%	N	%	N	%	N	%	N	%	N	%	N	%	N	%	N	%	N	%
n/a	n/a	17	77.0	19	80.7	8	59.4	8	68.8	198,841	81.9	207,304	81.9	175,907	81.8	181,846	82.2	184,393	82.4



## Results

Increase from previous year but still below provincial average.

## Strategies

We are increasing in-house options this year with addition of Comm Tech, Drama, Hospitality, and Guitar. We will ensure parents and students know of all the opportunities available through the main campus.





# Work Preparation

## Preparation for Lifelong Learning, World of Work, Citizenship

### A.8 Work Preparation Detail

#### School: 4616 Stettler Outreach School

Percentage of teachers and parents who agree that students are taught attitudes and behaviours that will make them successful at work when they finish school.

Parent - All

		N	Very Satisfied %	Satisfied %	Dissatisfied %	Very Dissatisfied %	Don't Know %	Top 2 Box %
Your child is taught attitudes and behaviors to be successful at work when he or she leaves school	2016	2	*	*	*	*	*	*
	2017	6	0	33	33	33	0	33
	2018	8	0	38	38	0	25	38
	2019	n/a	n/a	n/a	n/a	n/a	n/a	n/a
	2020	3	*	*	*	*	*	*



## Results

Not enough data from this year

## Strategies

Continue building our portfolio program  
Continue working with our community partners with the work experience program.

Promote the Stettler Health Discovery Days and U of A Discovery Days in Health Sciences

Promote and work with Careers Next Generation

Continue attending Career Expo at RDC



# Citizenship

## Preparation for Lifelong Learning, World of Work, Citizenship

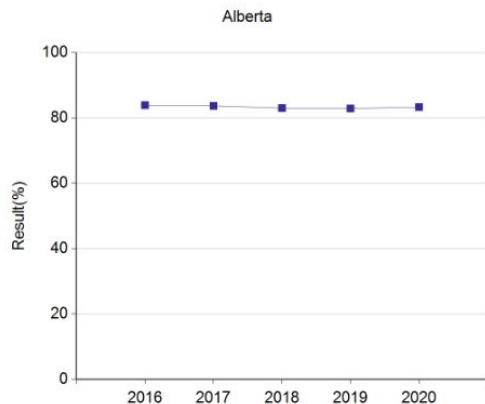
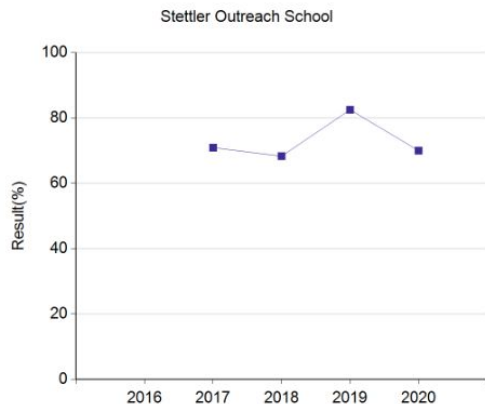
### A.6 Citizenship Measure History

School: 4616 Stettler Outreach School

Province: Alberta

Percentage of teachers, parents and students who are satisfied that students model the characteristics of active citizenship.

Stettler Outreach School										Alberta									
2016		2017		2018		2019		2020		2016		2017		2018		2019		2020	
N	%	N	%	N	%	N	%	N	%	N	%	N	%	N	%	N	%	N	%
n/a	n/a	17	70.9	19	68.3	8	82.5	8	70.0	284,921	83.9	299,972	83.7	253,727	83.0	265,614	82.9	264,413	83.3



## Results

Decrease from previous year

## Strategies

Communicate to parents the multiple volunteer opportunities available to students.

Increased volunteering opportunities, including Points West, Halloween Howl, Bridge Club, Superfluity, etc



# Parental Involvement and School Council



## Parental Involvement

### C.1 Parental Involvement Detail

School: 4616 Stettler Outreach School

Percentage of teachers and parents satisfied with parental involvement in decisions about their child's education.

Parent - All

		N	A Lot %	Some %	Very Little %	Not At All %	Don't Know %	Top 2 Box %
To what extent are you involved in decisions about your child's education? Would you say	2016	2	*	*	*	*	*	*
	2017	6	17	50	33	0	0	67
	2018	8	50	38	13	0	0	88
	2019	n/a	n/a	n/a	n/a	n/a	n/a	n/a
	2020	3	*	*	*	*	*	*
To what extent are you involved in decisions at your child's school? Would you say	2016	2	*	*	*	*	*	*
	2017	6	17	17	67	0	0	33
	2018	8	38	38	13	13	0	75
	2019	n/a	n/a	n/a	n/a	n/a	n/a	n/a
	2020	3	*	*	*	*	*	*



## Results

Not enough data this year

## Strategies

We are increasing the frequency of messages sent out to parents using Remind and School Messenger (often weekly).

Encourage our parents to be involved in Student Council



# Covid-19 - NEW

## Key Points

- Tight cohorts
- Enhanced sanitizing
- Social Distancing
- Food safety protocols

[Clearview Re-entry Handbook](#)

[Clearview Covid-19 Information for Parents](#)



Wm. E. Hay Stettler Secondary  
Campus

2020-2021 Re-entry Handbook  
for Students and Families



*This document will continue to be updated based on orders from the Chief Medical Officer from Alberta Health Services, recommendations from Alberta Education, and the evolving best practices of staff from Clearview Public School Division. The situation surrounding COVID-19 is evolving with time. We encourage you to keep checking back to our webpage for the latest information.*



# Learning Gaps - **NEW**



## Key Points

- Complete STAR and MIPI assessments early in the school year to identify areas of need
- Identify essential learning outcomes (big rocks)
- Spend time reviewing essential outcomes from previous courses





# Continuous Improvement



## Continuous Improvement



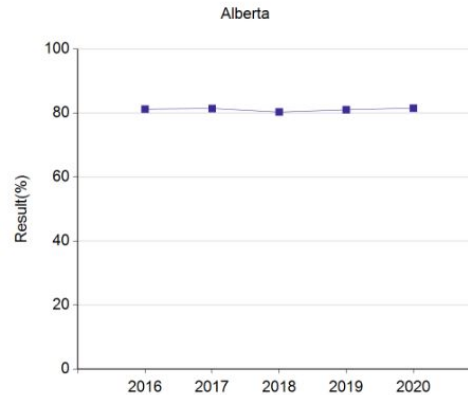
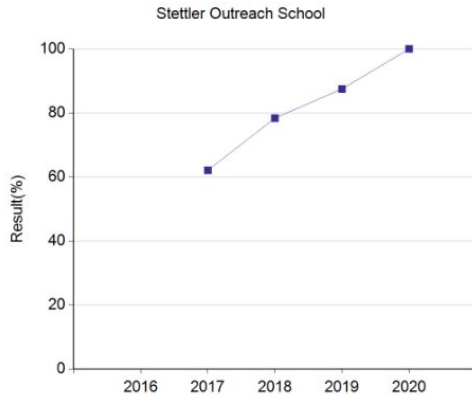
### E.2 School Improvement Measure History

School: 4616 Stettler Outreach School

Province: Alberta

Percentage of teachers, parents and students indicating that their school and schools in their jurisdiction have improved or stayed the same the last three years.

Stettler Outreach School										Alberta									
2016		2017		2018		2019		2020		2016		2017		2018		2019		2020	
N	%	N	%	N	%	N	%	N	%	N	%	N	%	N	%	N	%	N	%
n/a	n/a	17	62.1	19	78.4	8	87.5	8	100.0	282,880	81.2	297,632	81.4	251,246	80.3	263,364	81.0	262,079	81.5



## Results

Huge improvement from previous year and well above provincial average

## Strategies

Communicate to parents and stakeholders of the changes and improvements occurring at the school.



# Safe and Caring Schools



# Review of last year's Strategic Alignment, Goals and Strategies

Meet or exceed the provincial average on the number of students achieving the Diploma Exam Acceptable standard by Fall 2020.

Due to Covid-19, no Diploma exam results were reported.

Significantly reduce the gap between school awarded mark and Diploma Exam mark by Fall 2020 to be more aligned with provincial averages.

Due to Covid-19, no Diploma exam results were reported.

Maintain the strong high school completion rates every year (never falling below 82%)

Achieved 10.6% higher than Provincial average, with a rate of 90.3%.

Improve the Mental Health of staff and students

Difficult to measure quantitatively, due to the general overall satisfaction on other measures we can assume the Mental Health would be on par.

Increase student knowledge and awareness of healthy eating, nutrition and exercise

Worked on this through School Nutrition Program and TA.





# Other Indicators of Success



# Planning for 2020-2021



- Strive to improve communication between school and home
- Enhance school engagement with students, families, staff and community
- Diploma exam preparation
- Continuing to improve school culture
- Creating a positive and inclusive learning environment
- Offer courses preparing students for the world of work - eg. hospitality/tourism





# Strategic Alignment

[Link to comprehensive plan](#)

Provincial Outcome	Clearview's Strategy	School Strategy
Alberta's Students are Successful	<p>Create a "First-Choice" Learning Environment</p> <p>Clearview Public Schools is the First Choice for students and families in our communities</p>	<p>Continue with wide program options including::</p> <ul style="list-style-type: none"> <li>● Fine Arts</li> <li>● Dual Credit</li> <li>● Physical Education</li> <li>● Collaborative Response Model</li> <li>● Scaffolding of curriculum</li> <li>● Enhanced Literacy focus</li> </ul> <p>CTS Second Languages Off Campus Education STAR/MIPI Literacy &amp; Math Enh.</p>
Alberta's Students are Successful	<p>Promote growth and success for all students</p>	<ul style="list-style-type: none"> <li>● Collaborative Response Model</li> <li>● Scaffolding of curriculum</li> <li>● Enhanced Literacy/Math focus, STAR/MIPI</li> <li>● Utilizing our Teacher Advisory program</li> <li>● FSL/CARS support and mental health lessons</li> <li>● Professional development for staff</li> </ul>
Alberta's Students are Successful	<p>Meet the needs of all students with the provision of high quality CTS and CTF programming</p>	<ul style="list-style-type: none"> <li>● Continue with wide program options including::               <ul style="list-style-type: none"> <li>○ Foods, Fashion, Building Construction, Fabrication, Automotives, Cosmetology, Sports Medicine, etc.</li> </ul> </li> <li>● Promote Professional Development opportunities</li> <li>● Promote programs including RAP, Dual Credit, Careers the Next Generation, Internships, etc.</li> </ul>
Alberta's Students are Successful	<p>Enhance public education through effective engagement</p>	 <p><b>Clearview Public Schools</b> We All Belong – We All Succeed</p>

# Goals and Strategies



Goal	Strategies
<p>Meet or exceed the provincial average on the number of students achieving the Diploma Exam Acceptable standard by Fall 2021.</p>	<ul style="list-style-type: none"><li>● Investigate the amount of time dedicated to diploma courses</li><li>● Support staff attending ATA Specialist Council opportunities</li><li>● Promote <a href="#">Rock the Diploma</a> in collaboration with Clearview Public Schools</li><li>● Use TA time to enhance learning</li></ul>
<p>Increase the frequency of communication between the school and stakeholders</p>	<ul style="list-style-type: none"><li>● Parent phone calls</li><li>● Utilize Google Meet</li><li>● Send information videos to our stakeholders</li><li>● Utilize technology to receive feedback from stakeholders</li></ul>
<p>Maintain the strong high school completion rates every year (never falling below 82%)</p>	<ul style="list-style-type: none"><li>● Standardize Laggard policy procedures</li><li>● Build our CRM program</li><li>● Have struggling learners participate in case conferences signing a Commitment to Education</li></ul>

# Goals and Strategies



Goal	Strategies
Support the Mental Health of staff and students	<ul style="list-style-type: none"><li>● Work with the CARS program to present Mental Health education to Jr. High students</li><li>● Place an emphasis on more physical activity, intramurals, supervised gym/weight/cardio for staff and students during lunch (within Covid restrictions)</li><li>● Promote Headstrong: Mental Health Summit</li><li>● Overwhelming staff support of the Clearview Health and Wellness PD</li></ul>
Increase student knowledge and awareness of healthy eating, nutrition and exercise	<ul style="list-style-type: none"><li>● Healthy student driven menu for the Wildcat Canteen service</li><li>● Signage to inform “Choose Often, Choose Sometimes, Choose Rarely”</li><li>● Revitalize and revamp the Breakfast for Learning Program</li><li>● Teach lessons on healthy eating and nutrition to 7-12 students</li></ul>

# Literacy Goals

## Comprehensive Literacy Plan



- Department focus for 2020 - 2021 - Focus on assessment practices to ensure students receive timely and constructive feedback.
- Support all students in developing strong communication skills through reading, writing, representing, viewing, speaking and listening strategies.
- Encourage and support a school wide culture of literacy as a life skill (Literacy kits in LA7, LA8, and LA9, Just Read Staff promo bulletin board, T.A. reading).
- Continued focus on scaffolding a literacy framework from Grades 7 to 12.
- Sharing "Best Practices" for instructional strategies through teacher collaboration (i.e. annotation skills, Lit Circles, Socratic Seminars, team teaching, classroom observations/visits)
- Utilize technology to enhance student learning and engagement (FlipGrid, NoRedInk, Shared Google Docs, Padlet, Audio books etc...)




# Technology (LTPF)



## Policy Direction 1:

Technology is used to support student-centred, personalized, authentic learning for all students

- 1-1 ratio of chromebooks and desktop computers
- Use of Google Classroom by all students and teachers
- Online summative and formative assessments with Google Forms
- Online Self-Directed Learning Projects
- Increase integration of smartphone technology into learning activities
- Divisional Chromebook purchase plan
- Utilizing Google Meets for At Home Learners





# Technology and Online Learning Goals



## Policy Direction 1:

Technology is used to support student-centred, personalized, authentic learning for all students

- ★ Update desktop computers
- ★ Use of chromebooks
- ★ Increase the use of Google Classroom and Moodle
- ★ Regular communication with students and parents through Google Classroom, Google Meet and other forms of online communication.
- ★ Be prepared to pivot if we are needing to move to online schooling



# Communication Plan

[School Communication Plan](#) - click to view.

- ★ SchoolMessenger call out system and email
- ★ Upgrade outdoor electronic sign
- ★ [Wm. E. Hay website](#), [Facebook](#), [Twitter](#), [PowerSchool Parent portal](#), PowerSchool Parent/Student App
- ★ [Newsletters](#) - new format
- ★ Student Learning Conferences; Gr. 7-12
- ★ [Virtual Open House](#)



# CRM Collaborative Plan



Collaboration	Assessment	Pyramid of Intervention
Monthly Collaborative Response Model meetings.	Stettler Outreach School staff will use STAR Assessment as a tool to identify students who need literacy support.	Staff will be informed of best literacy and numeracy practices.
All staff must attend these meetings.	Stettler Outreach School staff will learn to interpret results.	Staff will develop a toolkit of literacy and numeracy interventions.
The focus of the meetings will be to develop an action plan for students struggling with academics or behaviour.	Stettler Outreach School staff will learn to use the assessments to make appropriate interventions.	
Staff will be assigned tasks to complete.		



# Professional Learning Plan

Link to the School [Professional Learning Plan](#)

- [Collaborative Response Model \(CRM\)](#) - Divisional PD and support with Kurtis Hewson
- Collaboration - Provide time and support for collaborative planning, between schools and other Outreach schools across the province.
- Increase foundational FNMI knowledge - eg Stepping Stones
- Develop more strategies to help students at risk - eg attend Students at Risk conference







# Greatest Successes

- ★ Improved **student attendance**
- ★ Improved **course completion**
- ★ Positive culture
- ★ **Calm, focused, positive** environment encouraging learning
- ★ Developing a system to help better support the increasing numbers of blended students



# Fine Arts



# What do people think??



*“Outreach is a good learning facility due to their flexibility and attentive nature towards the students enrolled here. The teachers will do their best to help you get the answer and ensure you have the capability to acquire said answer.”*  
-Joe Baltimore, Student

*“I have awesome friends and teachers that make me want to come to school. I surround myself with positivity every day.”*  
-Makenna Wen, student

I can work at my own pace and not in a place crowded full of people. It's a very nice environment.”

-Landon Marshall, Student



# What do people think??



“The Stettler Outreach School has given our son an alternate learning environment that better suits his needs. He is unable to sit through structured classes due to the length of time and the amount of students in the classrooms. Outreach allows him to be in a less populated setting and to work at his own pace. He has received a lot of 1:1 assistance from the teachers and educational assistant which is not available in the regular school setting.

The Stettler Outreach School also offers him some amazing ways to earn credits in small group classes so he feels like he is part of a class but isn't surrounded by so many students. He is participating in Art and Hospitality and the various volunteer opportunities that come up which is allowing him to develop a comfort level around people that he hasn't had before. Our son's attendance at SOS this year has been such a positive experience and we are so fortunate to have this facility and service in our town.”

-Ivy Bredy, Parent





# What do people think??



“Outreach has helped me reach my academic goals. The teachers at Outreach have always encouraged me to achieve my goals and stay in school. They’re the reason I will be getting a diploma because of their efforts to help me comprehend my classes and understand information. Outreach is important to me and my mental health because schools don't work for me and being around a bunch of people distracts me from learning.

This school offers me the classes and opportunities I need to succeed in the real world. We have many extracurricular options, many classes to engage with other students so you’re not isolating yourself. We also have the best teachers that are always willing to help you achieve your goals and or work with you one on one so you get the help you need. Luckily our teachers will never judge you. They are just there to help you and smile with you through it all.”

-Kayla Marie, Student





# What do people think??



“(My son) has never enjoyed going to school...and never felt like he fit in at public school. He started asking to be home schooled in grade 7... and continued to ask all the way to grade 9. We tried a home based program through Outreach in grade 10, but after 3 months it was clear that it was not working for him. He had fallen very behind.

He began attending Outreach every day from 9-11:30 and worked very hard. He even earned “student of the month.” His marks improved greatly, better than they had been since grade 7. His mood was better, he was happier and his general mental health improved greatly. He successfully completed grade 10 by the end of May! He loved the flexibility, responsibility of working on his own but also having teachers there to support him, accept him, and encourage his success...”

(continued next slide)

# What do people think??



(Continued from previous)

“(My son) went to school everyday, never complained, and actually enjoyed it. He was in a **nonjudgmental and positive environment, and felt like he belonged**. He is currently enrolled in grade 11, attends everyday, all day, and also signed up for all the options being offered. His marks are better than ever!

I admit I was very hesitant to register my son in Outreach as I felt there was a bit of a stigma there, and I didn't want my kid labelled as such. BUT I am so proud of him, and **PROUD to share with others that he attends Outreach** and how fantastic it has been for him. I don't know where we'd be right now with his education and happiness if Outreach wasn't an option for us. We are very lucky to have this as an option for students..... and the **kids that go to Outreach are there because they CHOOSE to be, they are working for their education, and that means a lot.** ”

-Heidi Fraser, Parent



# Dream Big!!



- ★ Maintain an atmosphere that is caring, safe, positive and calm.
- ★ Be successful in helping students graduate and preparing them for life after receiving their high school diploma.



# Contact Us!!



Principal

Mrs. M. Shepherd

[mshepherd@clearview.ab.ca](mailto:mshepherd@clearview.ab.ca)



Vice-Principal

Mrs. D. Enyedy

[denyedy@clearview.ab.ca](mailto:denyedy@clearview.ab.ca)



Vice-Principal

Mrs. B. Fankhanel

[bfankhanel@clearview.ab.ca](mailto:bfankhanel@clearview.ab.ca)



Vice-Principal

Mrs. A. Lotoski

[alotoski@clearview.ab.ca](mailto:alotoski@clearview.ab.ca)

5007 51st Street  
Stettler, AB T0C 2L2  
403-742-3609

